

Energy performance certificate (EPC)

75 Wellington Street MILLOM LA18 4DH	Energy rating D	Valid until: 19 October 2033 Certificate number: 8120-9001-0353-1191-1713
--	---------------------------	--

Property type	Mid-terrace house
Total floor area	72 square metres

Rules on letting this property

Properties can be let if they have an energy rating from A to E.

You can read [guidance for landlords on the regulations and exemptions](https://www.gov.uk/guidance/domestic-private-rented-property-minimum-energy-efficiency-standard-landlord-guidance) (<https://www.gov.uk/guidance/domestic-private-rented-property-minimum-energy-efficiency-standard-landlord-guidance>).

Energy rating and score

This property's current energy rating is D. It has the potential to be B.

[See how to improve this property's energy efficiency.](#)


The graph shows this property's current and potential energy rating.

Properties get a rating from A (best) to G (worst) and a score. The better the rating and score, the lower your energy bills are likely to be.

For properties in England and Wales:

the average energy rating is D
the average energy score is 60

Score	Energy rating	Current	Potential
92+	A		
81-91	B		83 B
69-80	C		
55-68	D	60 D	
39-54	E		
21-38	F		
1-20	G		



Breakdown of property's energy performance

Features in this property

Features get a rating from very good to very poor, based on how energy efficient they are. Ratings are not based on how well features work or their condition.

Assumed ratings are based on the property's age and type. They are used for features the assessor could not inspect.

Feature	Description	Rating
Wall	Granite or whinstone, as built, no insulation (assumed)	Very poor
Wall	Cavity wall, as built, no insulation (assumed)	Poor
Roof	Pitched, 150 mm loft insulation	Good
Roof	Pitched, no insulation (assumed)	Very poor
Window	Fully double glazed	Average
Main heating	Boiler and radiators, mains gas	Good
Main heating control	Programmer, TRVs and bypass	Average
Hot water	From main system	Good
Lighting	No low energy lighting	Very poor
Floor	Solid, no insulation (assumed)	N/A
Secondary heating	Room heaters, electric	N/A


Primary energy use

The primary energy use for this property per year is 288 kilowatt hours per square metre (kWh/m²).

Additional information

Additional information about this property:

- Cavity fill is recommended
- Stone walls present, not insulated
- Dwelling may be exposed to wind-driven rain
- Dwelling may have narrow cavities



How this affects your energy bills

An average household would need to spend **£905 per year on heating, hot water and lighting** in this property. These costs usually make up the majority of your energy bills.

You could **save £269 per year** if you complete the suggested steps for improving this property's energy rating.

This is **based on average costs in 2023** when this EPC was created. People living at the property may use different amounts of energy for heating, hot water and lighting.

Heating this property

Estimated energy needed in this property is:

- 9,598 kWh per year for heating
- 2,066 kWh per year for hot water

Impact on the environment

This property's current environmental impact rating is D. It has the potential to be B.

Properties get a rating from A (best) to G (worst) on how much carbon dioxide (CO₂) they produce each year. CO₂ harms the environment.

Carbon emissions

An average household produces **6 tonnes of CO₂**

This property produces **3.6 tonnes of CO₂**


This property's potential production **1.5 tonnes of CO₂**

You could improve this property's CO₂ emissions by making the suggested changes. This will help to protect the environment.

These ratings are based on assumptions about average occupancy and energy use. People living at the property may use different amounts of energy.

Changes you could make

Step	Typical installation cost	Typical yearly saving
1. Cavity wall insulation	£500 - £1,500	£25
2. Internal or external wall insulation	£4,000 - £14,000	£139
3. Floor insulation (solid floor)	£4,000 - £6,000	£26
4. Low energy lighting	£35	£53
5. Solar water heating	£4,000 - £6,000	£25



Step	Typical installation cost	Typical yearly saving
6. Solar photovoltaic panels	£3,500 - £5,500	£354

Help paying for energy improvements

You might be able to get a grant from the [Boiler Upgrade Scheme \(https://www.gov.uk/apply-boiler-upgrade-scheme\)](https://www.gov.uk/apply-boiler-upgrade-scheme). This will help you buy a more efficient, low carbon heating system for this property.

More ways to save energy

Find ways to save energy in your home by visiting www.gov.uk/improve-energy-efficiency.

Who to contact about this certificate

Contacting the assessor

If you're unhappy about your property's energy assessment or certificate, you can complain to the assessor who created it.

Assessor's name	Stephen Sim
Telephone	07909838977
Email	simstephen48@gmail.com

Contacting the accreditation scheme

If you're still unhappy after contacting the assessor, you should contact the assessor's accreditation scheme.

Accreditation scheme	Quidos Limited
Assessor's ID	QUID209130
Telephone	01225 667 570
Email	info@quidos.co.uk

About this assessment

Assessor's declaration	No related party
Date of assessment	19 October 2023
Date of certificate	20 October 2023
Type of assessment	RdSAP

